Maximize Productivity and Creative Potential with Genuine RIP Software

RasterLink8

- *Easy fluorescent colour printing*
- *Printer-to-printer colour matching*
- *Monitor and manage production progress*

Mimaki Cloud Technology PICT

- Monitor printer status and ink usage remotely.
- Work on other tasks while printing
- Manage maintenance and ink replenishment efficiently.

ELH-100

Excellent Scratch and Solvent Resistance

Rigid Ink

ELS-120

Excellent Flexibility and Weather Resistance

Flexible Ink

SVHC-Free Ink for Greater Safety for People and the Environment

Free from substances of very high concern (SVHC) for human health

CMR Free

TPO Free

*EFS-150 ink is available only in SVHC-free and TPO-free formulations.

Specifications

Item		JFX220-2515
Print head		On-demand piezo head / 4 staggered arrangement
Print resolution		Y: 300, 600, 1,200 dpi X: 600, 900, 1,200 dpi
Ink	Types	UV Curable Rigid Ink ELH-100, Flexible Ink ELS-120, Fluorescent Ink EFS-150, IJ Primer PR-200
	Capacity	1 L bottle / 250 ml bottle
Maximum print area (WxD)		2,500 x 1,500 mm (98.4 x 59.1 ")
Media	Max media size	2,500 x 1,930 mm (98.4 x 76.0 ")
	Max. thickness	101.6 mm (4.0 ")
	Weight	Up to 50 kg/㎡ (10.2 lb/ft²)
Vacuum system		Blower vacuum system + standard foot switch
	Vacuum area divisions	25 mm pitch suction holes
UV curing unit		Air-cooled LED-UV curing unit
Interface		Ethernet 1000BASE-T
Certifications		VCCI Class A, FCC Class A, UL 62368-1-compliant ETL, CE Marking (EMC Directive, Low Voltage Directive, Machinery Directive), IEC/EN 62368-1 (CB Certified), RoHS, REACH, RCM, KC, UKCA
Power supply		Single-phase AC 200-240 V ±10% (Two power cords)
Power consumption		INLET1: 2.88 kVA or less, INLET2: 2.33 kVA or less
Operating environment	Temperature	15 - 30˚C (59 - 86˚F)
	Humidity	35 - 65% RH (non-condensing)
	Accuracy-guaranteed temperature range	20 - 25˚C (68 - 77˚F)
	Temperature gradient	±10˚C/h or less
	Dust level	0.15 mg/㎥ (equivalent to a typical office environment)
Dimensions (WxDxH)		4,400 x 2,520 x 1,490 mm (173.2 x 99.2 x 58.7 ")
Weight		920 kg (2,028 lb)

Ink Set Configurations

Compatible Inks	Ink Set	Required Ink Bottles (Initial Setup)
ELS-120 ELH-100 EFS-150 (Fy, Fp only) PR-200	4C x 2	C M Y K | C M Y K | Y K M C
	4C+W/CL/Pr	Pr Pr Cl Cl | C M Y K | W W W W
	6C+Fy/Fp/W/CL/Pr	C M Y K | Pr Cl W W | Fy Fp Lm Lc

*The stretchability of flexible ink varies depending on the substrate. Always perform a test print before production.

Ink

Item	Colour	Item Code	Remarks
ELH-100	Cyan	ELH100-C-**	** BA : 1 L bottle B2 : 250 ml bottle
	Magenta	ELH100-M-**	
	Yellow	ELH100-Y-**	
	Black	ELH100-K-**	
	Light Cyan	ELH100-Lc-**	
	Light Magenta	ELH100-Lm-**	
	White	ELH100-W-**	
	Clear	ELH100-CL-**	
ELS-120	Cyan	ELS120-C-**	** BA : 1 L bottle B2 : 250 ml bottle
	Magenta	ELS120-M-**	
	Yellow	ELS120-Y-**	
	Black	ELS120-K-**	
	Light Cyan	ELS120-Lc-**	
	Light Magenta	ELS120-Lm-**	
	White	ELS120-W-**	
	Clear	ELS120-CL-**	
EFS-150	Fluorescent Pink	EFS150-FP-**	** BA : 1 L bottle
	Fluorescent Yellow	EFS150-FY-**	
IJ Primer PR-200		PR200-Z-**	** BA : 1 L bottle B2 : 250 ml bottle

Options

Item Code	Item	Remarks
OPT-J0217	Blower unit (1 φ-200)	Single-phase 200-240V, 30A, 1.9kW
OPT-J0232	Blower unit (3 φ-400)	Three-phase 380-480V, 20A, 3.4kW
OPT-J0570	OP Blower unit connection kit	Same as JFX600-2531
OPT-01041	OPT Pilot light	
OPT-01047	OPT Ionizer main unit (x2)	
OPT-01048	OPT Ionizer mounting bracket	

Inks and substrates

- As ink properties such as adhesion and weather resistance may vary depending on the substrate, please perform a print test in advance.
- Depending on the application, primers, surface treatments, or protective finishes such as lamination may be required.

Safety notice

This product is equipped with UV irradiation equipment.
Please observe the following safety precautions when using the product.

- Do not look directly at the UV light source or expose your eyes, hands, or skin to UV light.
- Depending on the print mode, VOC emissions may occur from printed parts that have not yet been fully cured.
- Please read and follow all instructions and guidelines in the user manual.

●Some examples shown in this catalog are artificial renderings.●Specifications, designs and dimensions shown in this catalog may be subject to change without notice for technical improvements.●The corporate and merchandise names in this catalog are the trademarks or registered trademarks of the respective corporations.●Inkjet printers use extremely fine dots, so colors may vary slightly after replacement of print heads.●Also note that when using multiple printer units, colors could vary slightly from one unit to another due to slight individual differences.●Please note that descriptions and data in this catalog are as of September 2026.

Mimaki Europe B.V.
Stammerdijk 7E, 1112 AA Diemen, The Netherlands
Tel. : +31 20 4627640 | www.mimakieurope.com

EMEA Offices
Mimaki Deutschland GmbH | www.mimaki.de
Mimaki France | www.mimaki.fr
Mimaki Bompan Textile | www.mimakibompan.it
Mimaki Eurasia | www.mimaki.com.tr

Find a local reseller near you: www.mimakieurope.com/dealer-locator

DB20332-00

Large Format Flatbed UV-LED Inkjet Printer

JFX220-2515

LOCKS IN PLACE, LASTING EFFECT.

LOCKS IN PLACE, LASTING EFFECT.

Reduce media setup time and maximize productivity.
Create vivid, eye-catching graphics with UV fluorescent inks.
A next-generation flatbed UV printer designed for greater productivity and creative impact.

01 ANCHOR TECHNOLOGY
Easy Printing for Everyone

No masking required during media setup.
Reduce print preparation time and improve workflow efficiency.

ANCHOR TECHNOLOGY

What is ANCHOR TECHNOLOGY?

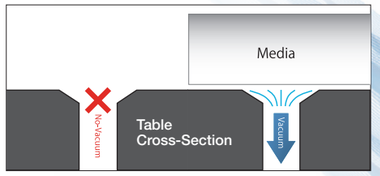

Activate the vacuum only where media is placed to maximize holding force.

What are the benefits?

Masking is required every time media is loaded.



Media setup is completed quickly, increasing productivity.



Warped media is securely held in place, preventing lifting.

*Media with severe warping or lifting may not be securely held even with the JFX220. Always perform a test print before printing.

Auto Positioning Pins



Equipped with automatically raising and lowering positioning pins, the printer quickly locks media into the same position every time.

02 Featuring Fluorescent Inks (Pink & Yellow)
Create High-Impact Graphics

UV fluorescent inks add powerful visual impact to your designs, enhancing a wide range of applications.

Fluorescent Pink
Fluorescent Yellow

C M Y K Lm Lc Fp Fy Pr Cl W



Expand your creative possibilities with vivid colours that are difficult to reproduce using CMYK alone.

Fluorescent colours open up a wider range of applications, from highly visible graphics and accent colour designs to vibrant neon-style graphics.

03 High Image Quality & Productivity

Reproduce smooth, natural-looking skin tones with reduced graininess.

Achieve vivid, uniform solid colours with minimal colour variation, even in high-speed print mode.



With more white ink channels, achieve dense, uniform white printing, even in high-speed print mode.

4C + WCIPr Ink Set

Produce high-quality signage on a wide range of media, including white, coloured and transparent substrates.

C M Y K W Cl Pr



4C×2 Ink Set

For applications that do not require white or clear ink, the CMYK ×2 ink set delivers even higher print speeds. Meet tight deadlines and high-volume orders with confidence.

C M Y K C M Y K

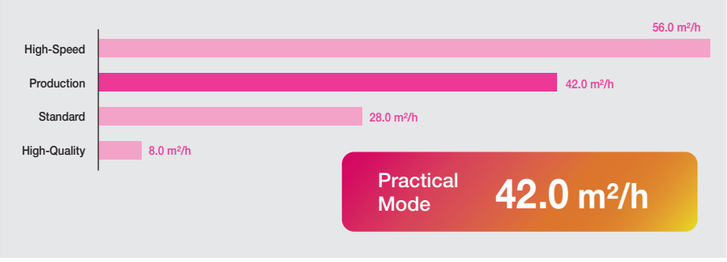

Expand Your Applications

Print on thick materials and finished products

Supports materials up to 4 inches (101.6 mm) thick

Print on interior materials and finished products previously difficult to print on.

Print directly on uneven surfaces

Print on deeper surfaces with LD4 mode

Select LD mode to print at depths of up to 20 mm.*

*Distance from the print head to the printing surface

Create Value-Added Printed Applications

Build up layers of ink to create dimensional effects and unique textures. With ink layering up to 5 mm, create art panels, Braille signage, and more.